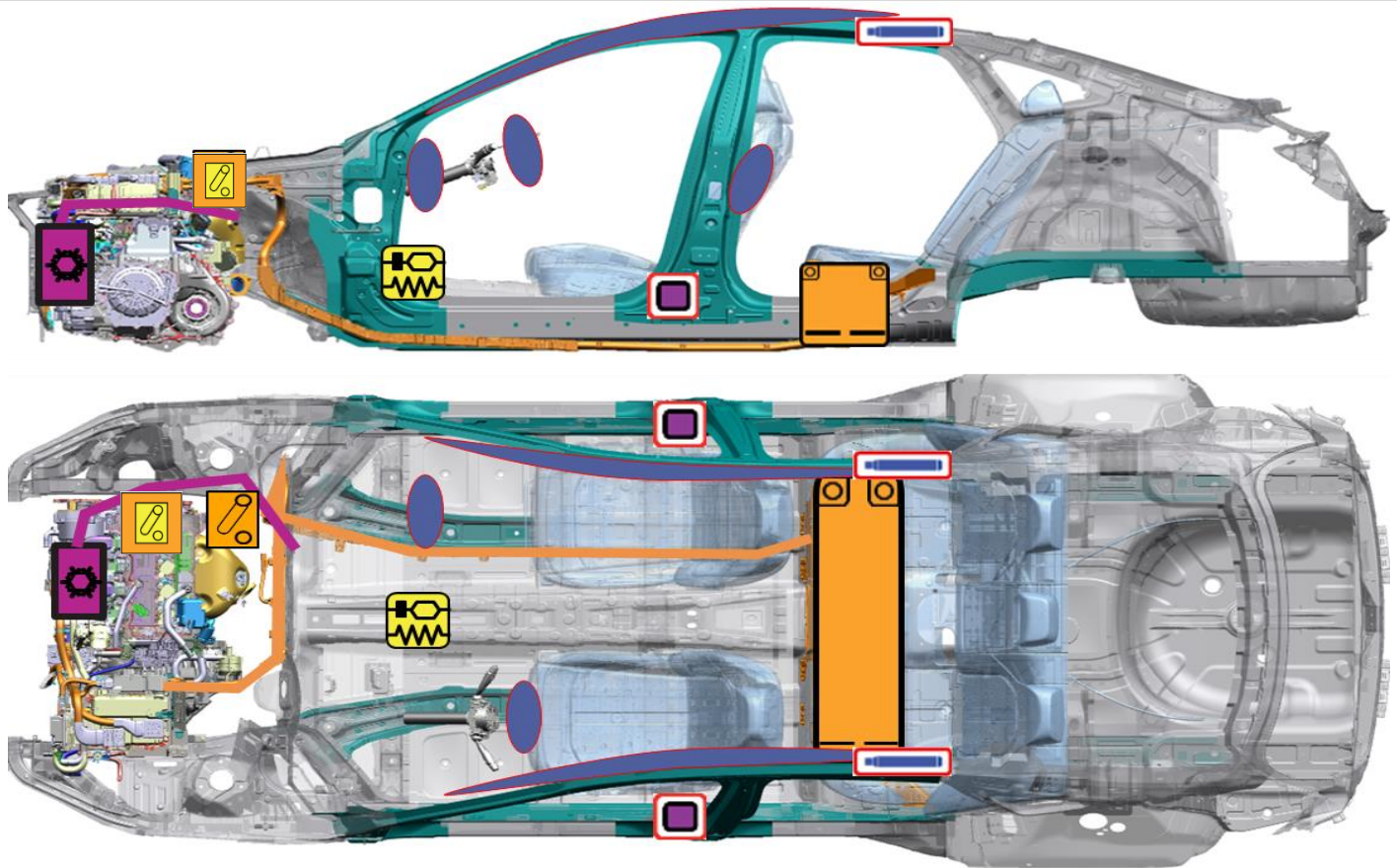












## Vehicle Identification




## Accessing Vehicle



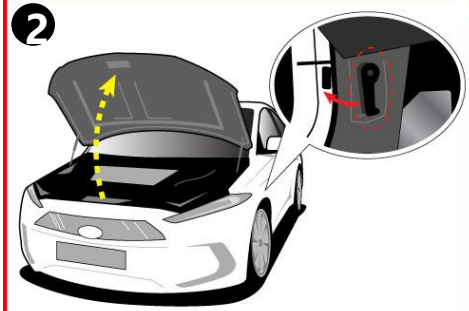
	Supplemental Restraint System Control Module (SRSCM)		Airbag		Airbag Gas Inflators
	High voltage cable		Air-conditioning component		Air-conditioning line
	Low voltage disconnect for high voltage		Seat belt pretensioner		Ultra-High Strength Steel
	High Voltage Battery				

## Disabling Vehicle

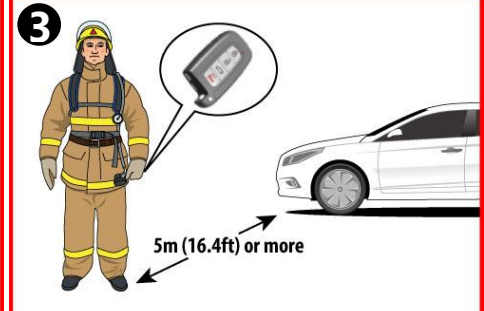
**1**




**2**



**3**




**4**



**DISCONNECT 12 VOLT POSITIVE CABLE**

**5**

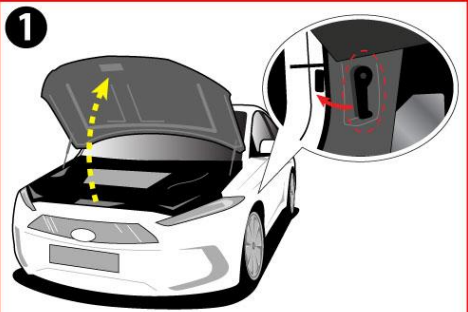


**DISCONNECT SERVICE INTERLOCK CONNECT OR CUT WIRE**

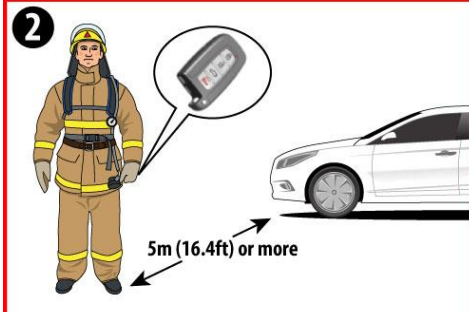
**WAIT 5min.**

**OR**


**1**



**2**




**3**



**REMOVE ALL FUSES**

**4**



**UNPLUG SERVICE INTERLOCK CONNECTOR OR CUT WIRE**

**WAIT 5min.**

## Vehicle Towing Information

*Tow the vehicle using a flat bed or using wheel dollies. Never tow the vehicle with the front or rear wheels on the ground*



**For further information, please refer to the Emergency Response Guide (ERG).**

Applicable to the Sonata HEV vehicles first sold in the United States.	ID. No. KMH-DN8 HEV	Version No. 01.2021.09	Page 2 of 2
--	------------------------	---------------------------	----------------