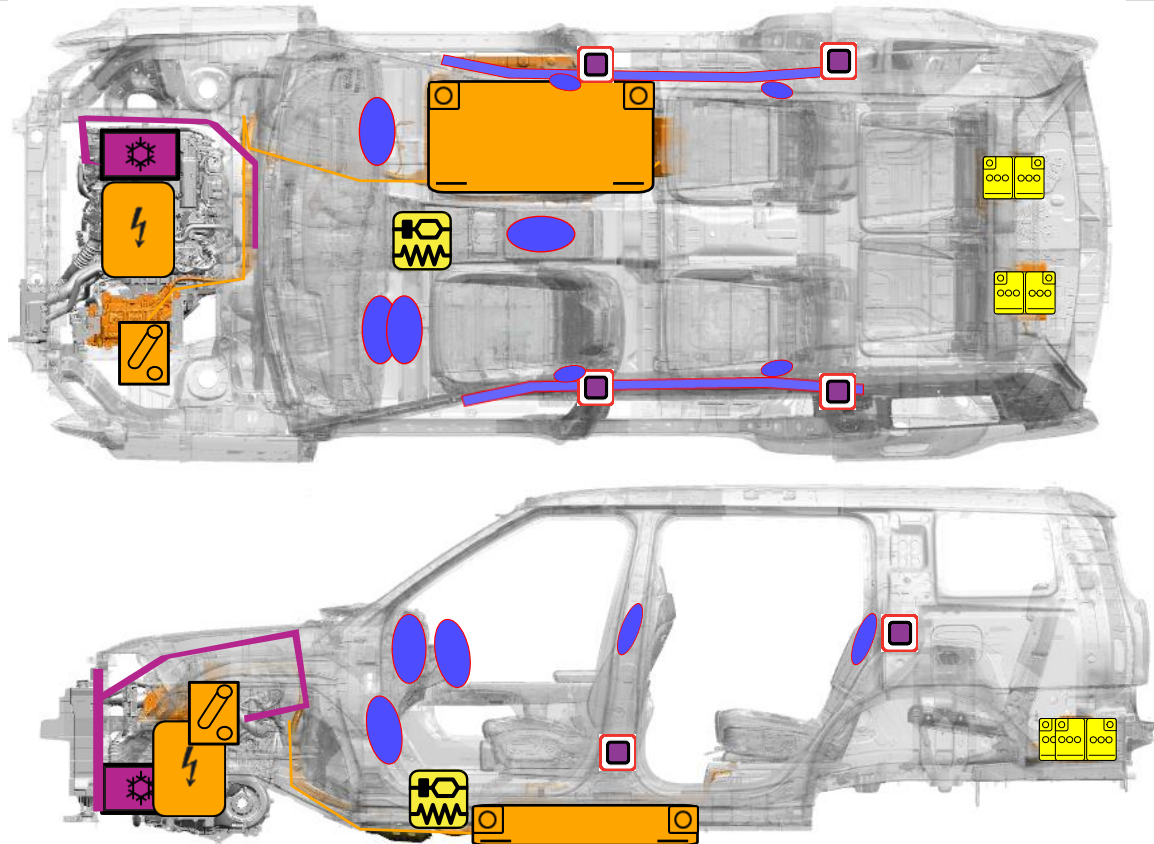














## Vehicle Identification/Recognition



## Accessing Vehicle



	Supplemental Restraint System Control Module (SRSCM)		Airbag		Airbag Gas Inflators
	High voltage cable		12V Battery		Air-conditioning line
	High voltage disconnect		OBC (On – Board Charger)		Motor Drive Unit
	High Voltage Battery		Air-conditioning component		Seat belt pretensioner

## Disabling Vehicle

**1**



**2**



5m (16.4ft) or more  
To Prevent Accidental Restart

**3**



1) Remove cover  
2) Disconnect 12V  
3) Wait 5min.

**OR**

**1**



**2**



5m (16.4ft) or more  
To Prevent Accidental Restart


**3**



Remove cover (A)  
Disconnect High Voltage System by removing fuse with yellow tab, then wait 5 minutes

## Vehicle Towing Information

*Tow the vehicle using a flat bed or using wheel dollies. Never tow the vehicle with the front or rear wheels on the ground*



**For further information, please refer to the Emergency Response Guide (ERG).**

Applicable to Santa Fe Hybrid vehicles first sold in the United States.	ID. No. KMH-MX5HEV	Version No. 2024.01.08	Page 2 of 2
-------------------------------------------------------------------------	-----------------------	---------------------------	----------------